

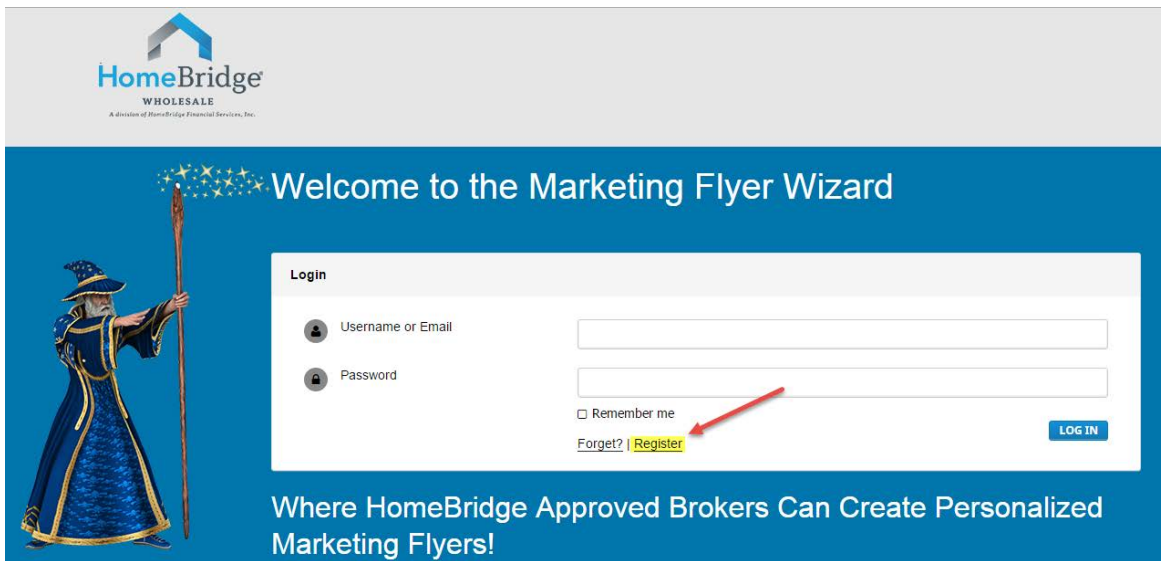
Marketing Flyer Wizard User Guide

Brokers must be approved with HomeBridge Wholesale in order to have an active HomeBridge Marketing Flyer Wizard account.

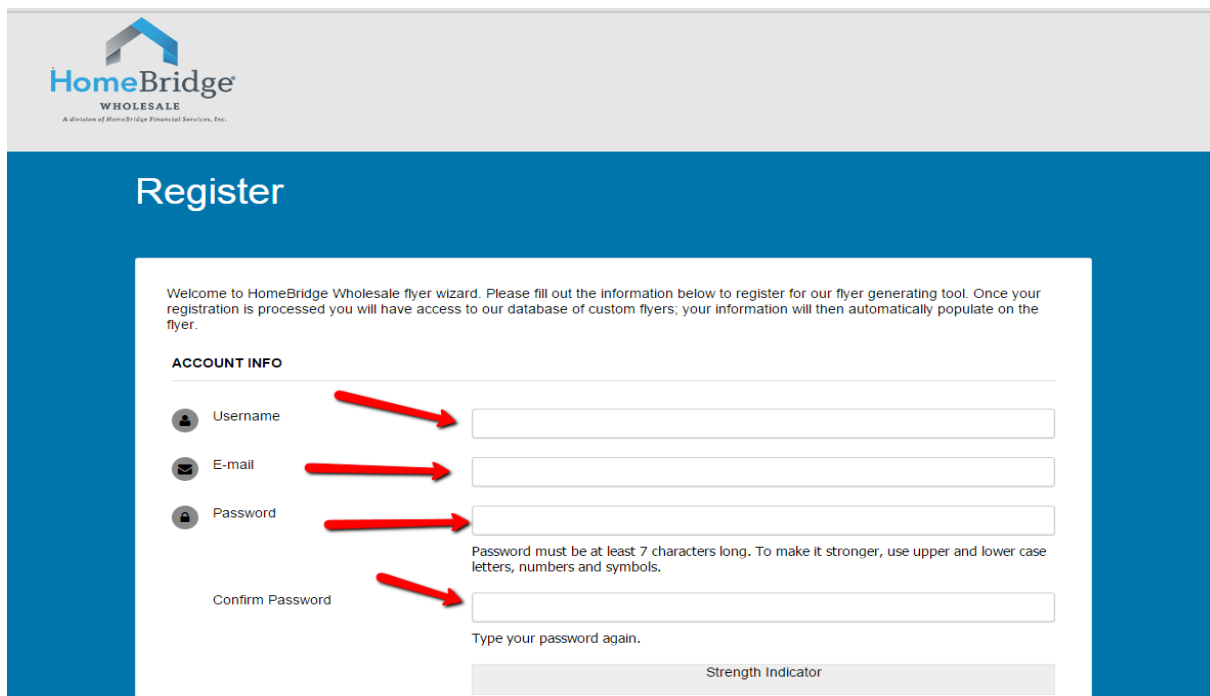
To access the HomeBridge Wholesale Flyer Wizard, visit <https://flyerwizard.homebridgewholesale.com>

Registering for the HomeBridge Marketing Flyer Wizard

1. On the landing page of the Marketing Flyer Wizard, click on the “**Register**” link.











2. On the Register page, create a username, enter your e-mail address, and create a password.







Marketing Flyer Wizard User Guide


3. Complete **all** remaining fields on the Registration page.


Important: All information entered in the fields on the Registration page will be used to create your marketing flyers. **It is mandatory you enter all state licenses and any legal information to ensure flyers created within the Flyer Wizard are in compliance.**

	First Name	<input type="text"/>
	Last Name	<input type="text"/>
	Title	<input type="text"/>
	Phone (Direct/Office)	<input type="text"/>
	Phone (Cell #)	<input type="text"/>
	Fax #	<input type="text"/>
	NMLS #	<input type="text"/>
	Account Executive	<input type="text"/>

COMPANY INFORMATION

	Company Name	<input type="text"/>
	Address 1	<input type="text"/>
	Address 2	<input type="text"/>
	City	<input type="text"/>
	State	<input type="text"/>
	Zip/Co. NMLS#	<input type="text"/>
	Website	<input type="text"/>
	State Licenses/Legal Footer	<input type="text"/>

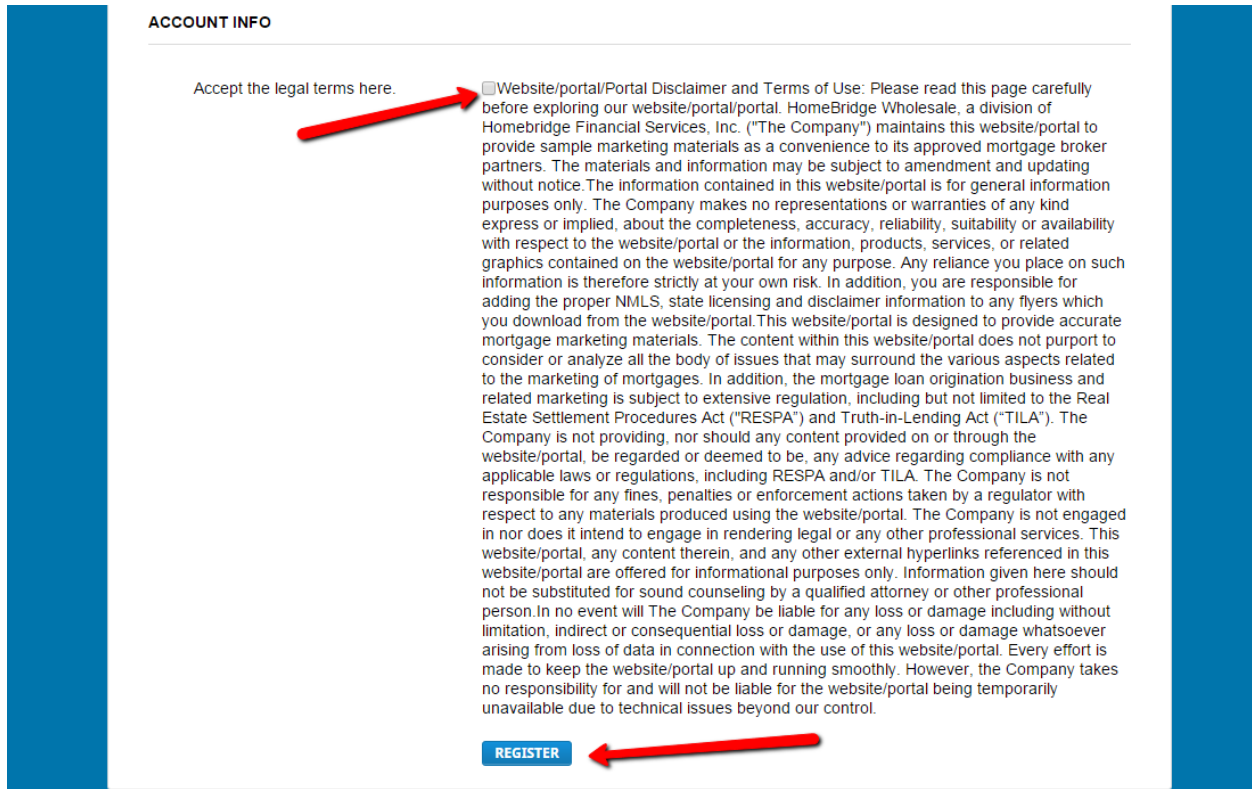


Approved with HomeBridge? Yes 

In order to have a flyer wizard account, you must be an approved broker with HomeBridge Wholesale.

Marketing Flyer Wizard User Guide

- Once all registration information has been entered, accept the **Legal Terms** by clicking the box and click **“Register”**.

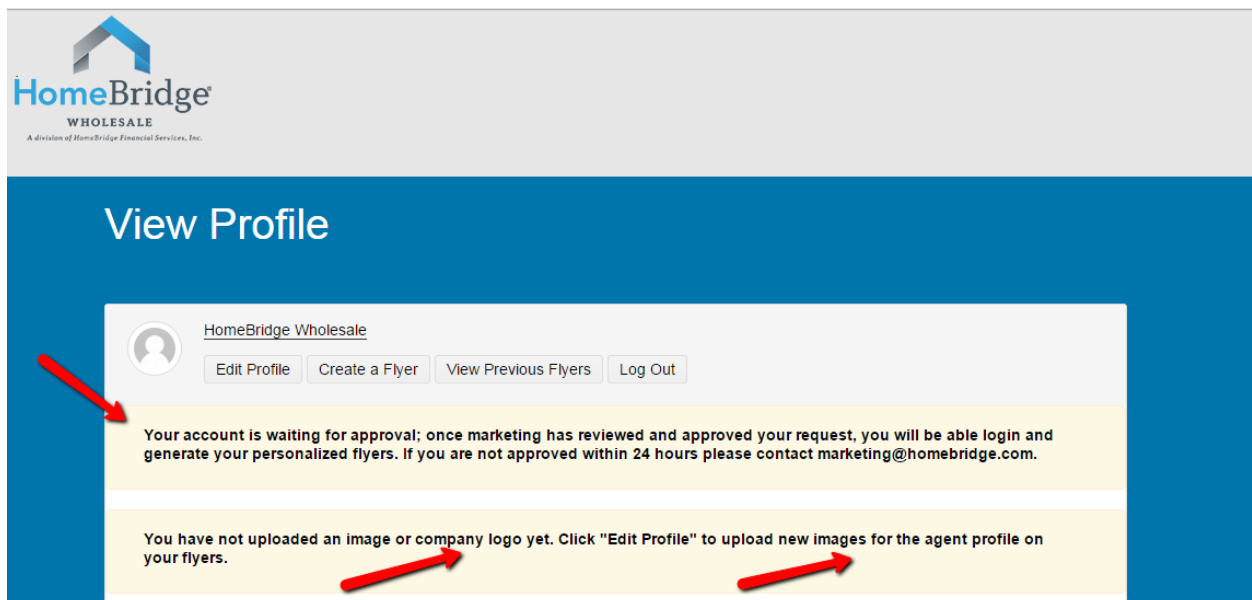


ACCOUNT INFO

Accept the legal terms here. Website/portal/Portal Disclaimer and Terms of Use: Please read this page carefully before exploring our website/portal/portal. HomeBridge Wholesale, a division of HomeBridge Financial Services, Inc. ("The Company") maintains this website/portal to provide sample marketing materials as a convenience to its approved mortgage broker partners. The materials and information may be subject to amendment and updating without notice. The information contained in this website/portal is for general information purposes only. The Company makes no representations or warranties of any kind express or implied, about the completeness, accuracy, reliability, suitability or availability with respect to the website/portal or the information, products, services, or related graphics contained on the website/portal for any purpose. Any reliance you place on such information is therefore strictly at your own risk. In addition, you are responsible for adding the proper NMLS, state licensing and disclaimer information to any flyers which you download from the website/portal. This website/portal is designed to provide accurate mortgage marketing materials. The content within this website/portal does not purport to consider or analyze all the body of issues that may surround the various aspects related to the marketing of mortgages. In addition, the mortgage loan origination business and related marketing is subject to extensive regulation, including but not limited to the Real Estate Settlement Procedures Act ("RESPA") and Truth-in-Lending Act ("TILA"). The Company is not providing, nor should any content provided on or through the website/portal, be regarded or deemed to be, any advice regarding compliance with any applicable laws or regulations, including RESPA and/or TILA. The Company is not responsible for any fines, penalties or enforcement actions taken by a regulator with respect to any materials produced using the website/portal. The Company is not engaged in nor does it intend to engage in rendering legal or any other professional services. This website/portal, any content therein, and any other external hyperlinks referenced in this website/portal are offered for informational purposes only. Information given here should not be substituted for sound counseling by a qualified attorney or other professional person. In no event will The Company be liable for any loss or damage including without limitation, indirect or consequential loss or damage, or any loss or damage whatsoever arising from loss of data in connection with the use of this website/portal. Every effort is made to keep the website/portal up and running smoothly. However, the Company takes no responsibility for and will not be liable for the website/portal being temporarily unavailable due to technical issues beyond our control.

[REGISTER](#)

- After you click on the **“Register”** button, you will be able to view your account. All accounts require review and approval by HomeBridge. An email will be issued within 24 hours of approval status.



HomeBridge
WHOLESALE
A division of HomeBridge Financial Services, Inc.

View Profile

HomeBridge Wholesale

[Edit Profile](#) [Create a Flyer](#) [View Previous Flyers](#) [Log Out](#)

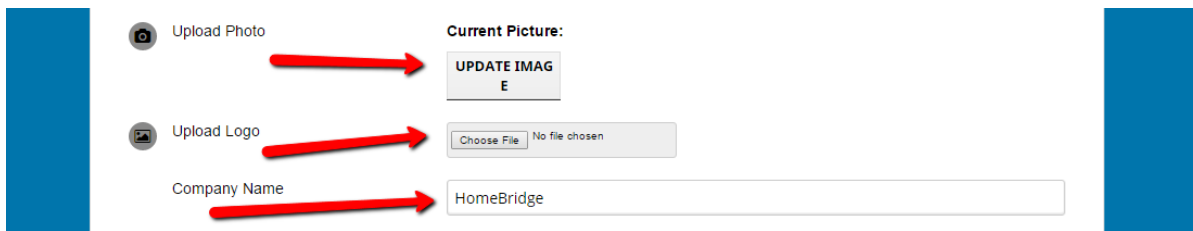
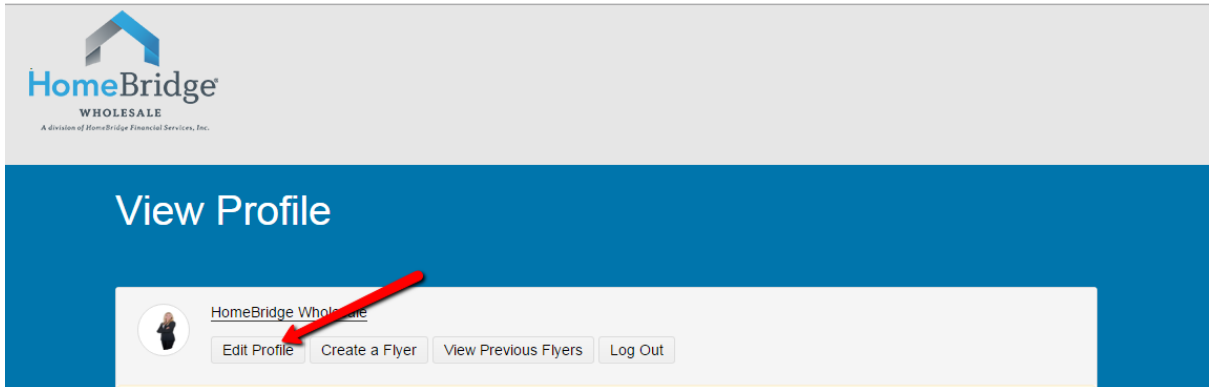
Your account is waiting for approval; once marketing has reviewed and approved your request, you will be able login and generate your personalized flyers. If you are not approved within 24 hours please contact marketing@homebridge.com.

You have not uploaded an image or company logo yet. Click "Edit Profile" to upload new images for the agent profile on your flyers.

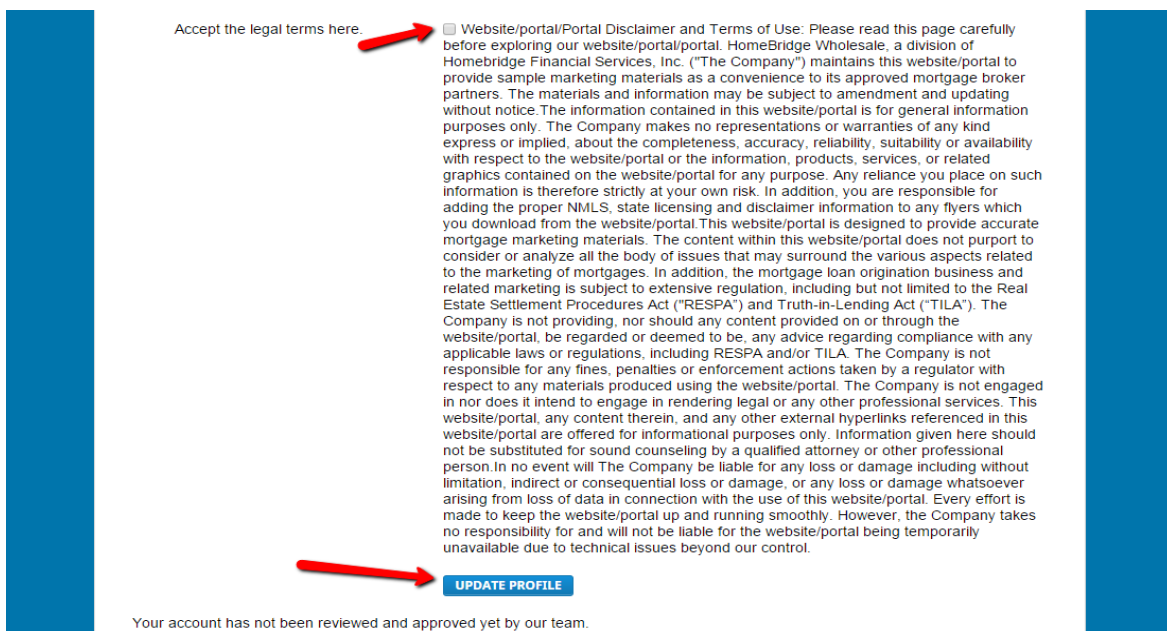
Marketing Flyer Wizard User Guide

- On the View Profile page, click on the “**Edit Profile**” button and add your picture, company logo (if applicable), and company name

NOTE: These actions may be completed **prior to** the receiving your account approval however you will not be able to generate any flyers until an approval is received.



- Once you have completed your profile, you are required to accept the **Legal Terms** again by clicking the box and clicking the “**Update Profile**” button.



Once your account has been approved, you will be able to create your personalized marketing flyers by logging into your account. Refer to the next page for instructions on creating a flyer.

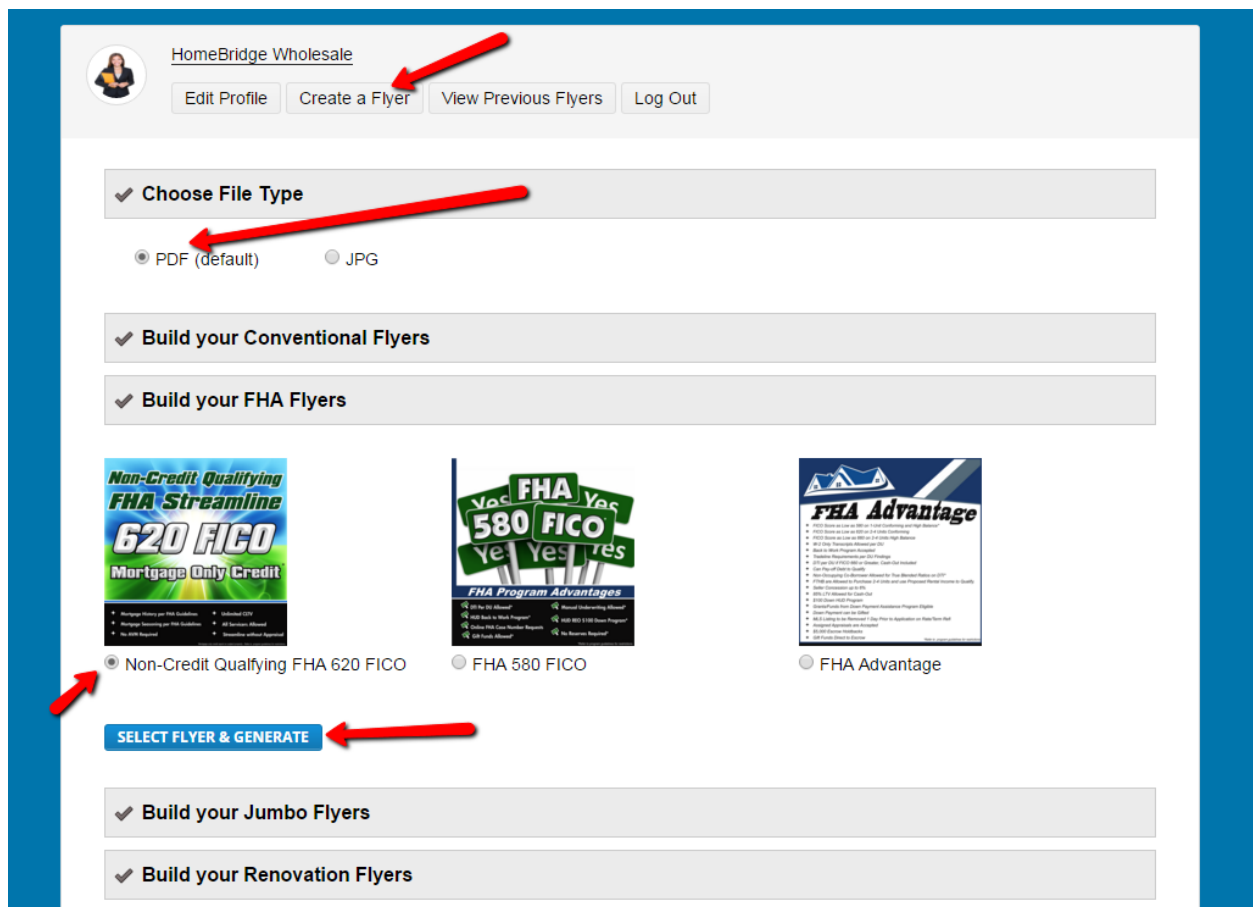
Marketing Flyer Wizard User Guide

Creating a Flyer in the Marketing Wizard

1. To create a flyer, click on the “**Create a Flyer**” tab
2. Click on “**Choose File Type**” to select the type of file you would like the flyer to generate: PDF or JPG (image file)
3. Select the category type (“Build your Conventional Flyers”, “Build your FHA Flyers”, etc.) to view available flyers for that category. In the example below FHA was selected.
4. Select the flyer by clicking the button directly below the flyer and click the “**Select & Generate**” button to create your flyer

NOTE: Flyers will process at different speeds, please allow the system time to generate.

5. The flyer selected will be populated with the personalized information you entered on the View Profile page (name, title, logo, etc.) Once your flyer has been generated save it to your computer and print.

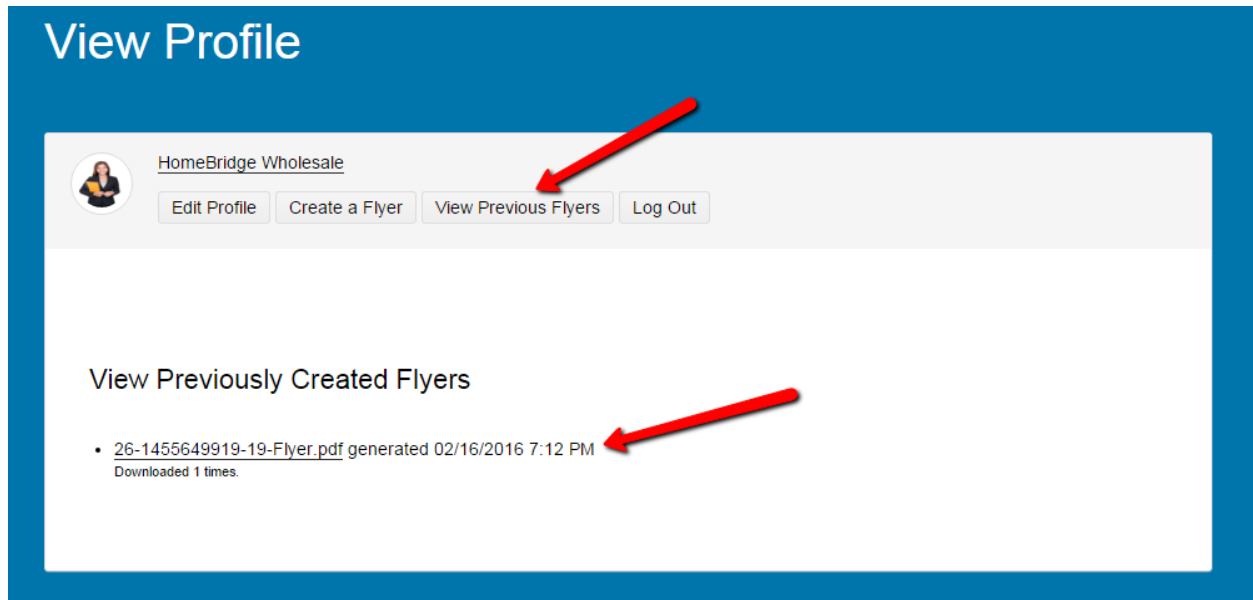


The screenshot shows the 'Marketing Flyer Wizard' interface. At the top, there is a user profile for 'HomeBridge Wholesale' with buttons for 'Edit Profile', 'Create a Flyer', 'View Previous Flyers', and 'Log Out'. Below this, there are three main sections: 'Choose File Type', 'Build your Conventional Flyers', and 'Build your FHA Flyers'. The 'Choose File Type' section has radio buttons for 'PDF (default)' and 'JPG'. The 'Build your FHA Flyers' section is active and displays three flyer options: 'Non-Credit Qualifying FHA 620 FICO', 'FHA 580 FICO', and 'FHA Advantage'. Below these options is a blue button labeled 'SELECT FLYER & GENERATE'. At the bottom, there are two more sections: 'Build your Jumbo Flyers' and 'Build your Renovation Flyers'.

Marketing Flyer Wizard User Guide

To view flyers that you previously created, on the View Profile page, click on the “**View Previous Flyer**” tab; all previous flyers, with the time and date created, will be available.

NOTE: Flyers created while currently logged into your account will **not** be visible in the “**View Previous Flyer**” tab until you have logged out and logged back in.



If you have any questions please email: marketing@homebridge.com