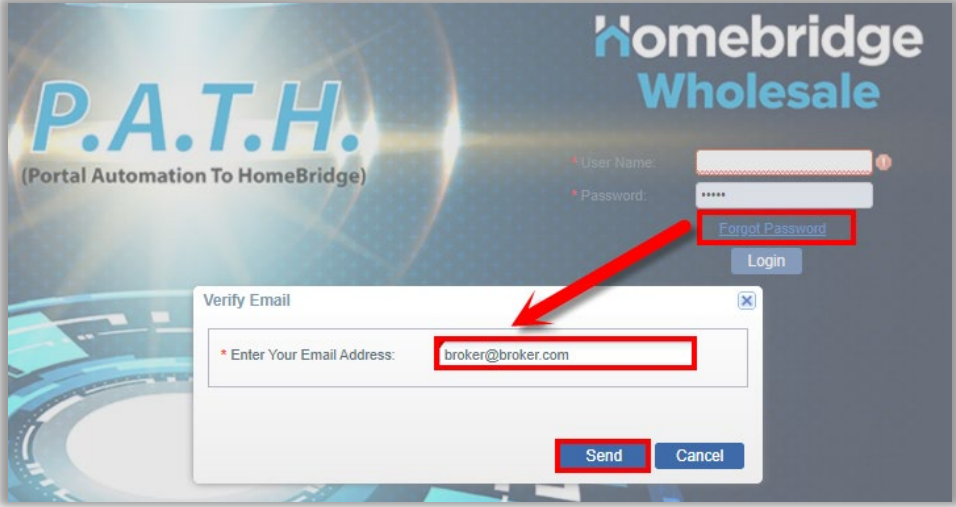
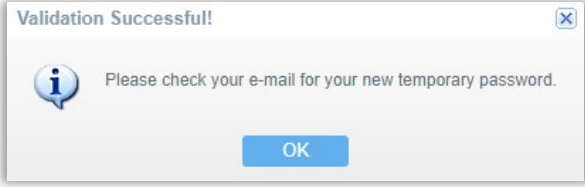
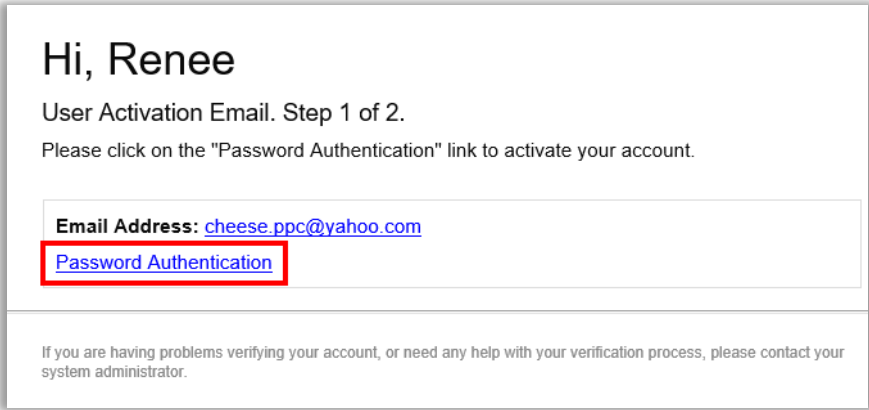
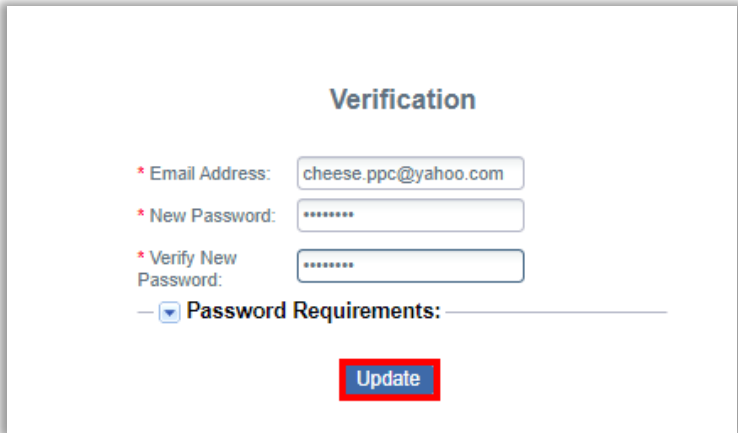
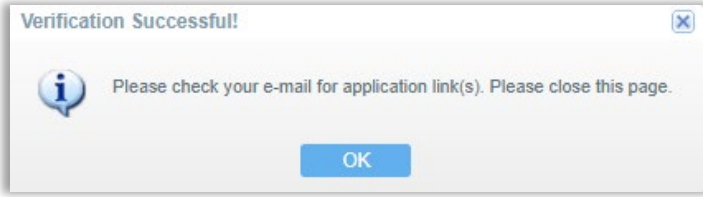


Password Reset

Step	Action
1	<p>To reset your P.A.T.H password:</p> <ul style="list-style-type: none"> • Click Forgot Password • Enter your Email Address • Click Send 
2	<p>A Validation Successful! Pop-up will appear.</p> 
3	<ul style="list-style-type: none"> • Open the email from noreply_broker.administration@homebridge.com. (Check your junk/spam folder). • Click the Password Authentication link. 
4	<ul style="list-style-type: none"> • A verification pop-up will appear. • Enter all required fields and click Update. 

Step	Action
	<p>Password Requirements:</p> <ul style="list-style-type: none"> ✓ MUST contain at least 8 characters ✓ MUST contain at least one uppercase letter ✓ MUST contain at least one lowercase letter ✓ MUST contain at least one number ✓ MUST contain at least one special character
5	<p>Verification Successful! Pop-up will confirm reset email notification.</p> 
6	<ul style="list-style-type: none"> • You will receive a 2nd email confirming the password update. • Click the link highlighted below and enter your new credentials to access P.A.T.H. 